

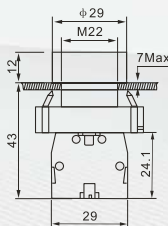



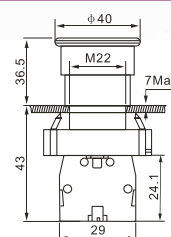



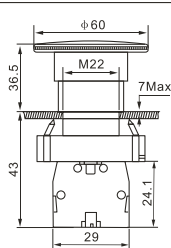



PANEL ACCESSORIES

Push Button - 22.5mm

Push button	Description	Contact type	Circuit	Color	Type	Dimensions
	Spring Return Push Button Head	N/O		<ul style="list-style-type: none"> ● Black ● Green ● Yellow ● Blue 	<ul style="list-style-type: none"> JG-BA21 JG-BA31 JG-BA51 JG-BA61 	
		N/C		<ul style="list-style-type: none"> ● Red 	<ul style="list-style-type: none"> JG-BA42 	


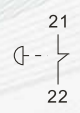
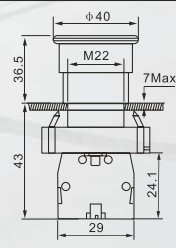

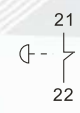
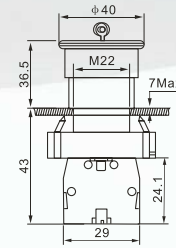



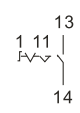


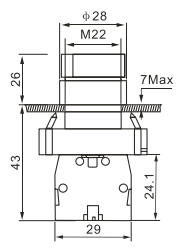

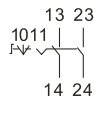


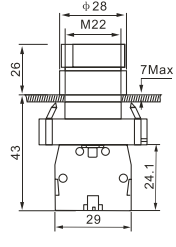

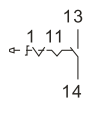


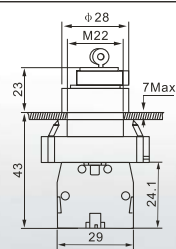
Push button	Description	Contact type	Circuit	Color	Type	Dimensions
	Mushroom Head Push Button	N/O		<ul style="list-style-type: none"> ● Green $\phi 40$ 	JG-BC31	
		N/C		<ul style="list-style-type: none"> ● Red $\phi 40$ 	JG-BC42	
	Big Mushroom Head Push Button	N/O		<ul style="list-style-type: none"> ● Green $\phi 60$ 	JG-BR31	
		N/C		<ul style="list-style-type: none"> ● Red $\phi 60$ 	JG-BR42	



PANEL ACCESSORIES

Push Button - Emergency & Selector



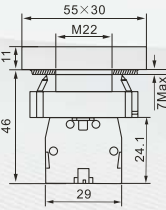

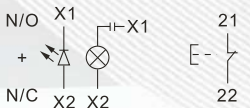
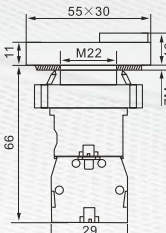


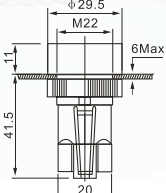
Push button	Description	Contact type	Circuit	Color	Type	Dimensions
	Emergency Push Button Turn to Release	N/C		Red $\phi 40$	JG-BS542	
	Emergency Push Button With Key Turn to Release	N/C		Red $\phi 40$	JG-BS142	

Push button	Description	Contact type	Circuit	Movement	Type	Dimensions
	2 Position Selector Switch (Spring Return)	N/O		 	JG-BD21	
					JG-BD41	
	3 Position Selector Switch (Spring Return)	N/O+N/O		 	JG-BD33	
					JG-BD53	
	2/3 Position Selector Switch with Key	N/O		 	JG-BG21	
					JG-BG33	


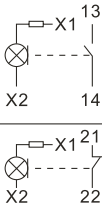
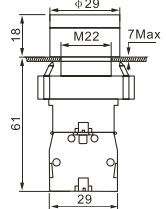


PANEL ACCESSORIES

Push Button - Twin

Push button	Description	Contact type	Circuit	Color	Type	Dimensions
	IP 40 Twin Push Button without Light	N/O + N/C		<ul style="list-style-type: none"> ■ Green ■ Red 	JG-BL8325	
	IP 40 Twin Push Button with Yellow Pilot Light	N/O X1 + N/C X2 X2		<ul style="list-style-type: none"> ■ Red ■ Yellow/White ■ Green 	JG-BL8325	
	Latching Push Button	N/O N/C N/O+N/C		<ul style="list-style-type: none"> ■ Green ■ Red 	JG-EH135 JG-EH145	

Illuminated Push Button

Push button	Description	Contact type	Circuit	Color	Type	Dimensions
	Illuminated Push Button with LED	N/O 220~240V N/C 220~240V		<ul style="list-style-type: none"> ■ Green/PG ■ Yellow ■ Pure Blue ■ Red 	JG-BW3371 JG-BW3561 JG-BW3661 JG-BW3472	



PANEL ACCESSORIES


Illuminated Push Button - Selector




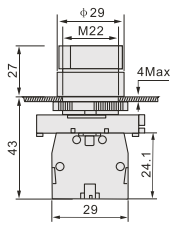



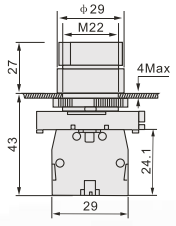
Push button	Description	Contact type	Circuit	Color	Type	Dimensions
	2 Position Illuminated Selector Switch - Stay Put	N/O + N/C	 <p>X1 X1 21 13 X2 X2 22 14</p>	<ul style="list-style-type: none"> ● Green ● Yellow ● Blue ● Red 	<p>JG-BK2365 JG-BK2565 JG-BK2665 JG-BK2465</p>	 <p>Dimensions: $\phi 30$, 26, 7Max, M22, 66, 29</p>
	3 Position Illuminated Selector Switch - Stay Put	N/O + N/O	 <p>X1 X1 21 13 X2 X2 22 14</p>	<ul style="list-style-type: none"> ● Green ● Yellow ● Blue ● Red 	<p>JG-BK3365 JG-BK3565 JG-BK3665 JG-BK3465</p>	 <p>Dimensions: $\phi 30$, 26, 7Max, M22, 29</p>



PANEL ACCESSORIES


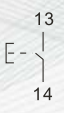
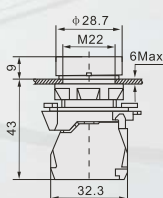



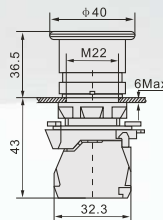


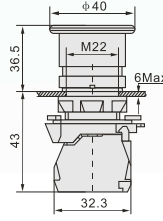


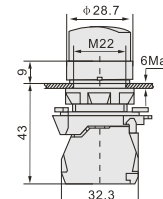


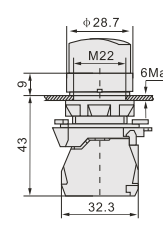
Push Button - Plastic Series

Push button	Description	Contact type	Circuit	Color	Type	Dimensions
	Plastic Body Push Button Spring Return	N/O		<ul style="list-style-type: none"> ● Black ● Green ● Yellow ● Blue 	JG-EA21 JG-EA31 JG-EA51 JG-EA61	
		N/C		● Red	JG-EA42	
	Mushroom Head Plastic Push Button Spring Return	N/C		● Red $\phi 40$	JG-EC42	
	Mushroom Head Turn to Release Plastic Push Button Spring Return	N/C		● Red $\phi 40$	JG-ES42	

Push button	Description	Contact type	Circuit	Movement	Type	Dimensions
	2 Position Selector Plastic Body	N/O			JG-ED21	
	3 Position Selector Plastic Body	N/O+N/O			JG-ED33	

PANEL ACCESSORIES

Push Button - Harmony Series

Push button	Description	Contact type	Circuit	Color	Type	Dimensions
	Harmony Series Push Button Spring Return	N/O		<ul style="list-style-type: none"> ● Black ● Green ● Blue ● Yellow 	JG-AA21 JG-AA31 JG-AA61 JG-AA51	
		N/C		● Red	JG-AA42	
	Mushroom Head Push Button Turn to Release	N/O		● Red $\phi 40$	JG-AS542	
	Mushroom Head Push Button	N/C		● Red $\phi 40$	JG-AC42	
	2 Position Selector Switch - Stay put Harmony Series	N/O			JG-AD21	
	3 Position Selector Switch - Stay put Harmony Series	N/O+N/O			JG-AD33	



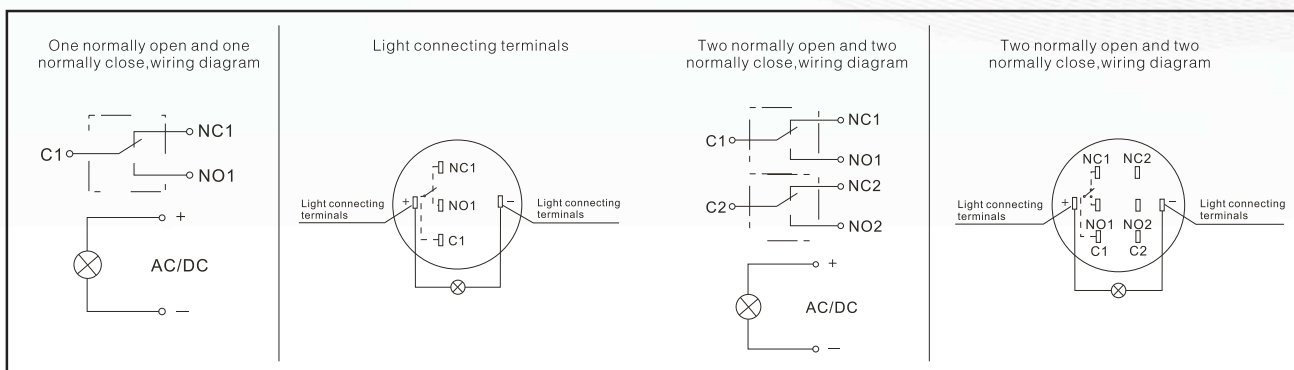
PANEL ACCESSORIES

Push Button - 16mm Illuminated Series

Technical parameter

Operational temperature		-25°C~+55°C		
Operational humidity		45~85%RH		
Contact resistance		≤50MΩ		
Insulation resistance		≥100MΩ		
Power-frequency withstand voltage		2000VAC		
Electrical life	AC-15	0.1 mil operations 300 times/per hour		
	DC-13	50 thousand operations times/per hour		
Protection level		IP40		
Operational travel		1.5~2.0mm		
Rated insulation voltage Ui		250V		
Conventional thermal current Ith		5A		
Rated operational voltage Ue		220V	24V	110V
Rated operational current Ie	AC-15	0.5A	2A	1A
	DC-13	0.1A	0.7A	0.2A


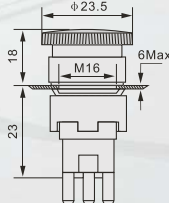


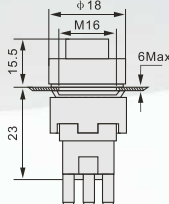



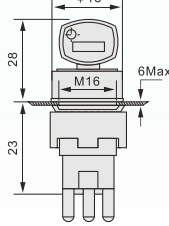

Contact mode and wiring diagram



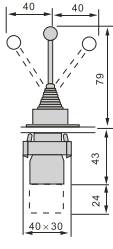
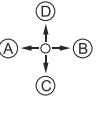




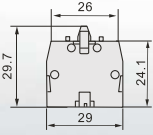

Push button	Description	Setting Action	Voltage	Color	Type	Dimensions
	Illuminated Round pushbutton	Latching	24VDC 220VAC	<ul style="list-style-type: none"> ● Red ● Green/PG ● Yellow ● Pure Blue 	JG-TA16/E11DR JG-TA16/E11DG JG-TA16/E11DY JG-TA16/E11DB	
	Illuminated Square pushbutton	Latching	24VDC 220VAC	<ul style="list-style-type: none"> ● Red ● Green/PG ● Yellow ● Pure Blue 	JG-TA16/E11DFR JG-TA16/E11DFG JG-TA16/E11DFY JG-TA16/E11DFB	
	Illuminated Rectangle pushbutton	Latching	24VDC 220VAC	<ul style="list-style-type: none"> ● Red ● Green/PG ● Yellow ● Pure Blue 	JG-TA16/E11DJR JG-TA16/E11DJG JG-TA16/E11DJY JG-TA16/E11DJB	

PANEL ACCESSORIES

Push Button - 16mm Series

Push button	Description	Setting Action	Voltage	Color	Type	Dimensions
	Emergency Stop Push Button	Push to maintain turn right to release	24VDC 220VAC	● Red	JG-TA16-E11Z	
	2/3 Position Selector Switch		2-pos.maintained	● Black	JG-TA16-E11X	
					JG-TA16-E22X	
	2/3 Position Selector Switch with Key		2-pos.maintained	● Black	JG-TA16-E11Y	
					JG-TA16-E22Y	

Push button	Description	Contact type	Circuit	Movement	Type	Dimensions
	2 Position	N/O		Lockable Spring Return Lockable 30mm Spring Ret 30mm	JG-PA12 JG-PA22 JG-COS1 JG-CS1	
	4 Position	N/O		Lockable Spring Return Lockable 30mm Spring Ret 30mm	JG-PA14 JG-PA24 JG-COS2 JG-CS2	

Push button	Description	Contact type	Circuit	Color	Type	Dimensions
	Contact element	N/O		● Green	JG-ZBE101	
		N/C		● Red	JG-ZBE102	



PANEL ACCESSORIES

Panel Indicator Lamp


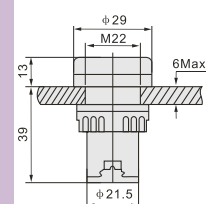
Applicable environment

- (1) Surrounding temperature: $-25^{\circ}\text{C} \sim +55^{\circ}\text{C}$.
- (2) Relative humidity: $\leq 98\%$.
- (3) It can normally work under the conditions of 2-80Hz vibration frequency and 0.7g/h accelerated speed.
- (4) Pollution grade: III; Installed sort: III.
- (5) It is possible to work in moist tropical environment if there is a "TH" sign.


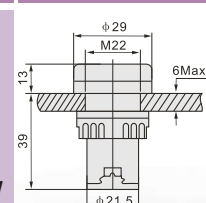
Main technical parameter

- (1) Voltage of working frequency: 2.5kV(AC valid value), 1 min.
- (2) Insulated resistance: $\geq 2\text{M}\Omega$
- (3) Voltage wave allowed by AC indicator $\pm 20\%$
- (4) Continual working life: $\geq 30000\text{h}$
- (5) Brightness: $\geq 60\text{cd/m}$
- (6) Index of leakage: $\text{CT}1 \geq 100$
- (7) Protection grade is IP40, IP67 can be made for specific requirement
- (8) Frequency: AC60-60Hz

22.5 mm Normal Series

Push button	Description	Voltage	Color	Type	Dimensions
	Protected LED	12V AC/DC 24V AC/DC 110V AC/DC 220V AC	<ul style="list-style-type: none"> ● Red ● Green/PG ● Yellow ● Pure Blue 	<ul style="list-style-type: none"> JG-AD22-R JG-AD22-G JG-AD22-Y JG-AD22-B 	


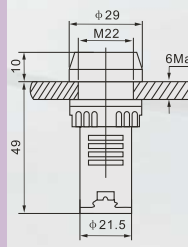

22.5 mm Gold Series

Push button	Description	Voltage	Color	Type	Dimensions
	Protected LED	12V AC/DC 24V AC/DC 110V AC/DC 220V AC	<ul style="list-style-type: none"> ● Red ● Green/PG ● Yellow ● Pure Blue ○ White/PW 	<ul style="list-style-type: none"> JG-AD22-GR JG-AD22-GG JG-AD22-GY JG-AD22-GB JG-AD22-GW 	


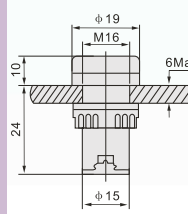



PANEL ACCESSORIES

Panel Indicator Lamp


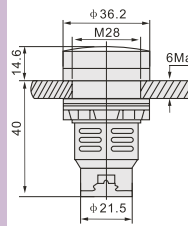



22.5 mm Normal Series

Push button	Description	Voltage	Color	Type	Dimensions
	Protected LED Indicator Buzzer	24V DC	● Red	JG-AD22J-R JG-AD22J-G JG-AD22J-Y JG-AD22J-B	
		220V AC	● Green/PG ● Yellow ● Pure Blue		

16mm Normal Series

Push button	Description	Voltage	Color	Type	Dimensions
	Protected LED	12V AC/DC	● Red	JG-AD16R JG-AD16G JG-AD16Y JG-AD16B	
		24V AC/DC	● Green/PG ● Yellow ● Pure Blue		
	110V AC/DC				
	220V AC				

30mm Normal Series

Push button	Description	Voltage	Color	Type	Dimensions
	Protected LED	12V AC/DC	● Red	JG-AD30R JG-AD30G JG-AD30Y JG-AD30B	
		24V AC/DC	● Green/PG ● Yellow ● Pure Blue		
	110V AC/DC				
	220V AC				




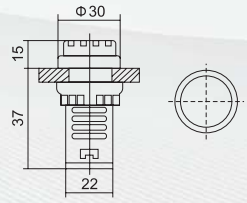

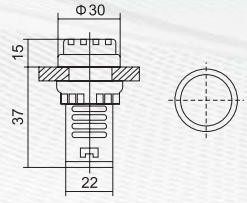

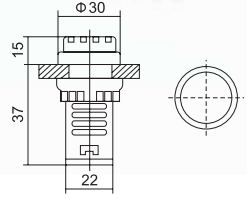
JG-HJ9-1

1 Way Empty Box with Emergency

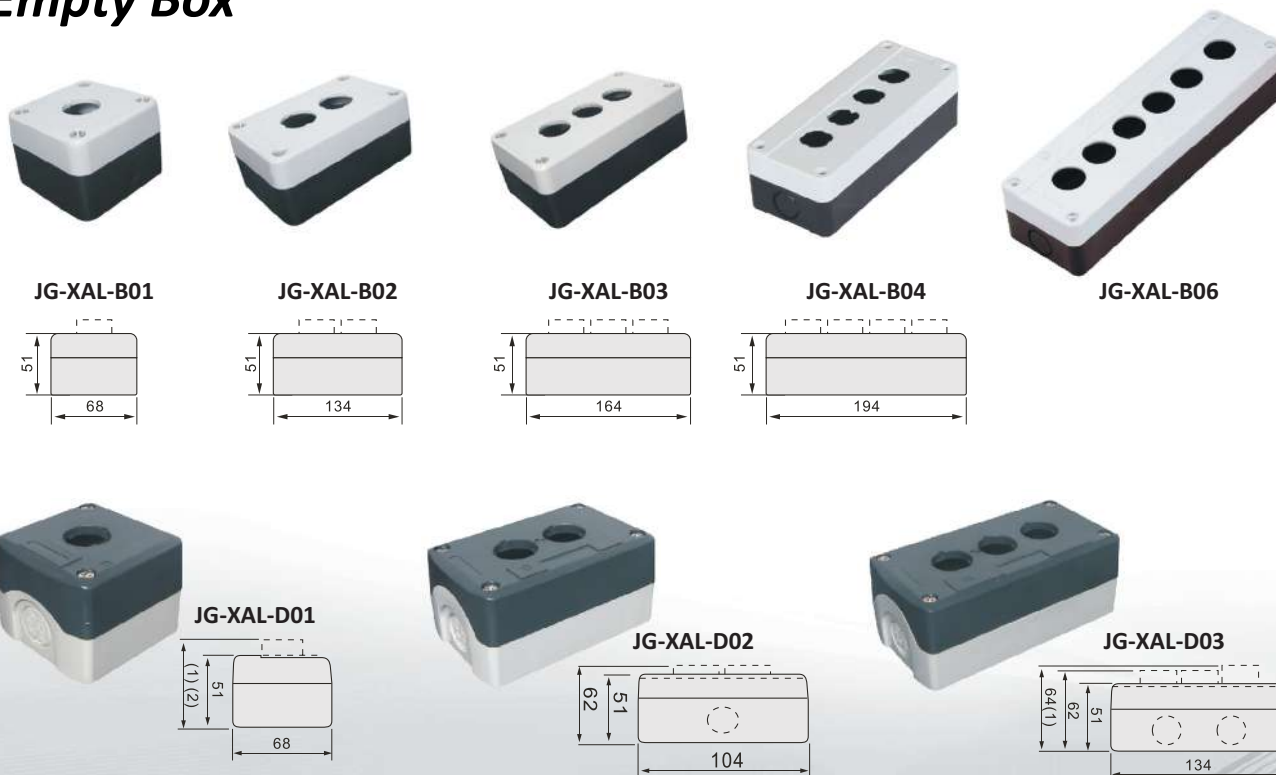


PANEL ACCESSORIES

Panel Indicator Lamp - Meters

Picture	Parameter	Color	Type	Dimension
AM Meter 	0-50A 0-100A 0-200A	<ul style="list-style-type: none"> ● Red ● Green/PG ● Yellow ● Pure Blue 	JG-AD22A-R JG-AD22A-G JG-AD22A-Y JG-AD22A-B	
Volt Meter 	60-500V	<ul style="list-style-type: none"> ● Red ● Green/PG ● Yellow ● Pure Blue 	JG-AD22V-R JG-AD22V-G JG-AD22V-Y JG-AD22V-B	
Hz Meter 	20-75Hz	<ul style="list-style-type: none"> ● Red ● Green/PG ● Yellow ● Pure Blue 	JG-AD22V-R JG-AD22V-G JG-AD22V-Y JG-AD22V-B	

Empty Box



PANEL ACCESSORIES


Rocker Switch



JG-KCD2



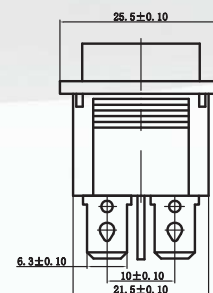
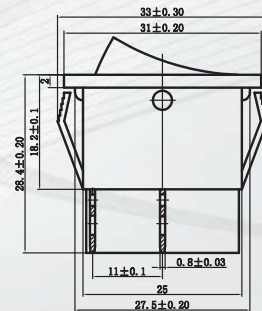
JG-KCD2



JG-KCD3



JG-KCD3



BS Series Push Button Switch

BS power push button switch is applicable to the motor of the voltage up to 500V and the capacity upto 3KW for directly starting run and breaking, also for frequently turning on and off loaded current. Its characteristic are accurate on-off, safe and reliable and high intensity of machinery. It is widely used in machines tools, textile machinery etc., The switch is the best choice for machinery power.

Type	Poles (P)	Rated (V) Voltage	Applicable motor capacity kW (HP)	Resistance Load (A)	Weight (Kg)
JG-BS-211B	2.3	500	220V 0.75(3)	7.5(10)	0.13
JG-BS-216B	2.3	500	220V 1.5(3)	15(20)	0.18
JG-BS-230B	2.3	500	220V 2.2(3)	30(35)	0.23

